



Zoom Directions for Parents

FOR **iPAD** USERS Headphones help with background noise!

1. Download the [Zoom Cloud Meetings app](#).



There are two ways to access your meeting:

2. Option 1:
Open the app and tap *Join*.



New Meeting



Join

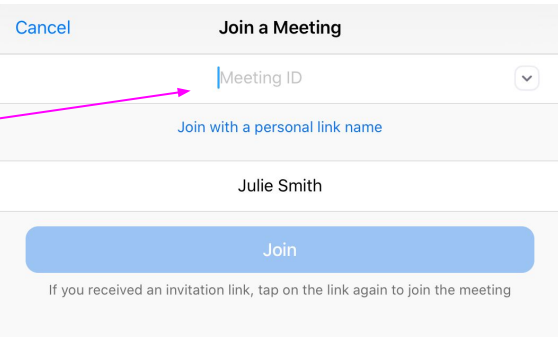


Schedule



Share Screen

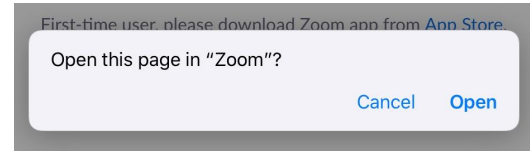
Enter the meeting ID number your teacher sends you and then click *Join*.



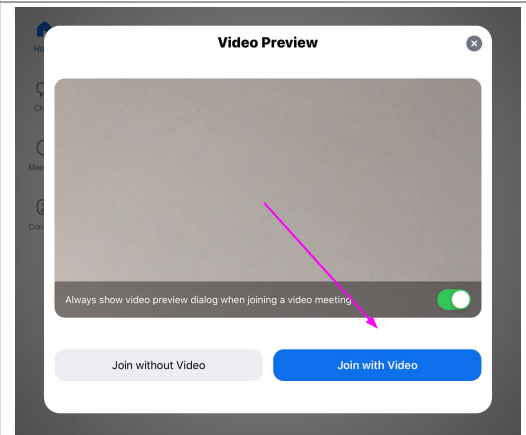
Option 2:
Click on the link your child's teacher sends or posts.



Option 2 continued:
Tap *Open* to open the meeting in the Zoom app.



4. Tap *Join with Video*



5. Tap *Call using Internet Audio*

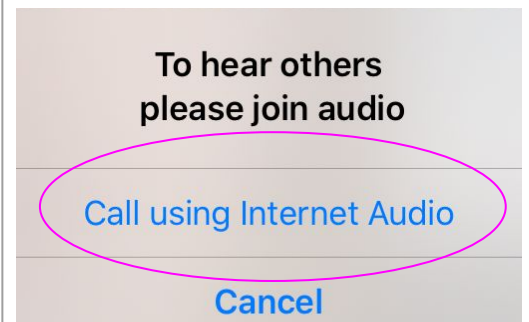
Troubleshooting:

What if my child's teacher cannot hear me?

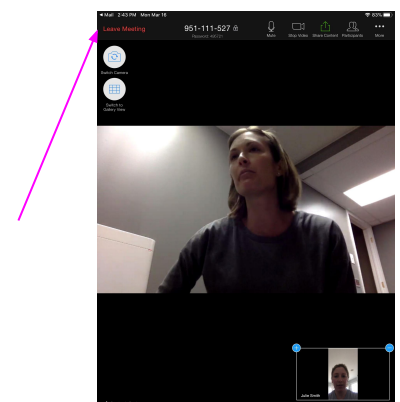
- Top right corner next to the microphone, click the ^ arrow to try other microphones.

What if my child's teacher cannot see me?

- Top right corner next to the video camera, click the ^ arrow to try other cameras your computer may be connected to.



6. If you need to leave the meeting, you will want to exit the room by clicking *Leave Meeting* in the upper left hand corner.





Zoom Directions for Parents

FOR **COMPUTER** USERS: Headphones help with background noise!

Google Chrome 53.0.2785 or higher, Internet Explorer 10 or higher, Microsoft Edge 38.14393.0.0 or higher, Google Chrome 53.0.2785 or higher, Safari 10.0.602.1.50 or higher, Firefox 49.0 or higher

<p>1.</p>	<p>Click on the meeting link your child's teacher sends or posts.</p>	
<p>2.</p>	<p>If you have never used Zoom before then you will need to click <i>download and run Zoom</i>.</p> <p>If you have Zoom downloaded on your computer then click <i>Open zoom.us</i></p>	
<p>3.</p>	<p>You might see a similar message to the one on the right once Zoom has been launched. As soon as your teacher joins the meeting, the virtual room will pop up.</p>	
<p>4.</p>	<p>If the meeting has come to an end, you will want to exit the room by clicking <i>Leave Meeting</i> in the lower right hand corner.</p>	